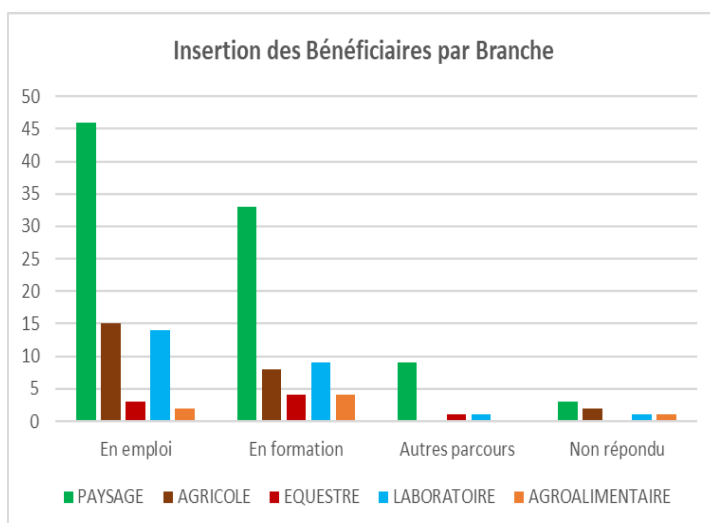
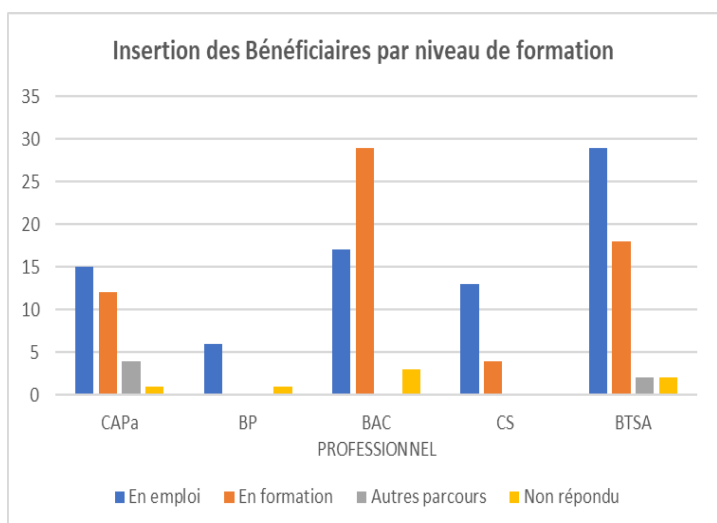
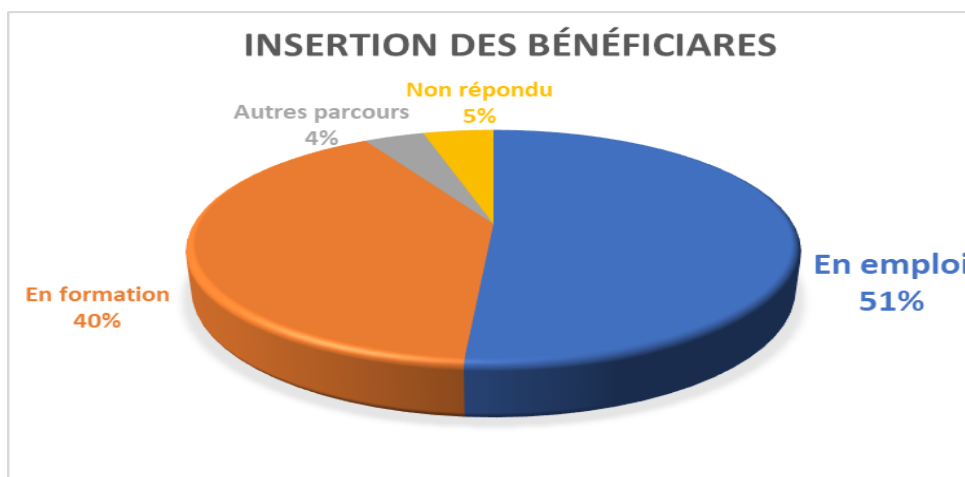


## TAUX GLOBAL D'INSERTION : 51%



| Insertion des bénéficiaires par FORMATION en 2023 |        |
|---|--------|
| CAPa Jardinier Paysagiste                         | 40%    |
| CAPa Production Animale                           | 75%    |
| CAPa Production Végétale                          | 66.67% |
| CAPa Palefrenier Soigneur                         | 40%    |
| BP REA  | 100%   |
| BPA TAP   | 75%    |
| BPA TCEEA   | 100%   |
| BAC PRO Aménagements Paysagers                    | 29.03% |
| BAC PRO CGEA                                      | 53.85% |
| BAC PRO CGEH                                      | 33.33% |
| CS Constructions Paysagères                       | 76.47% |
| BTSA Aménagements Paysagers                       | 68.42% |
| BTSA ANABIOTEC                                    | 56%    |
| BTSA STA (IFRIA)                                  | 28.57% |